

Webinar Series: Complete Guide to SIMUL8 Success



Webinar 2:

Adding Complexity to your Simulation



Max Guild

- Bsc. Applied Mathematics
- Finance and Banking
- Business Consultant
- Lean Six Sigma

Agenda

Session 2: Adding Complexity to your Simulation

- Labels/ Mixed products
- Probability Profiles
- Change-overs

Session 1:

Getting Started with Simulation

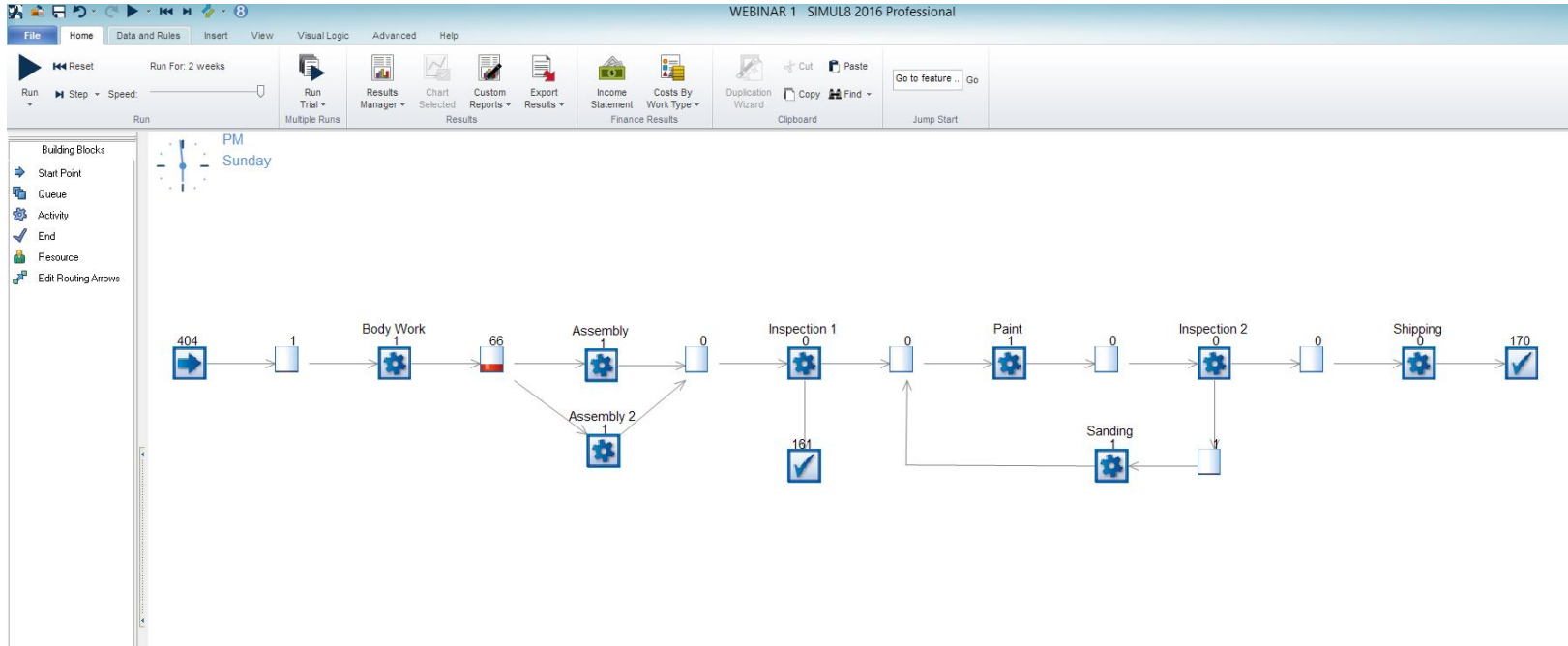
Session 3:

Controlling your Simulation from Spreadsheets


Session 4:

Creating Custom Reports

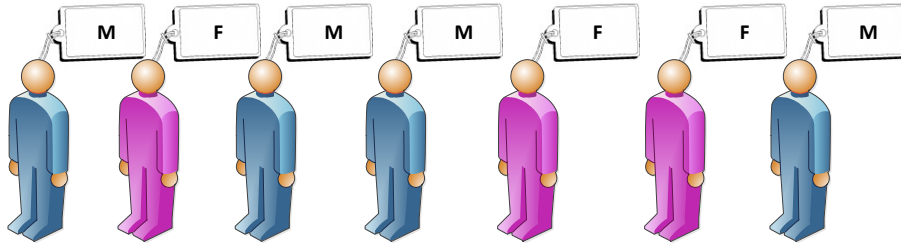
Recap From Webinar 1



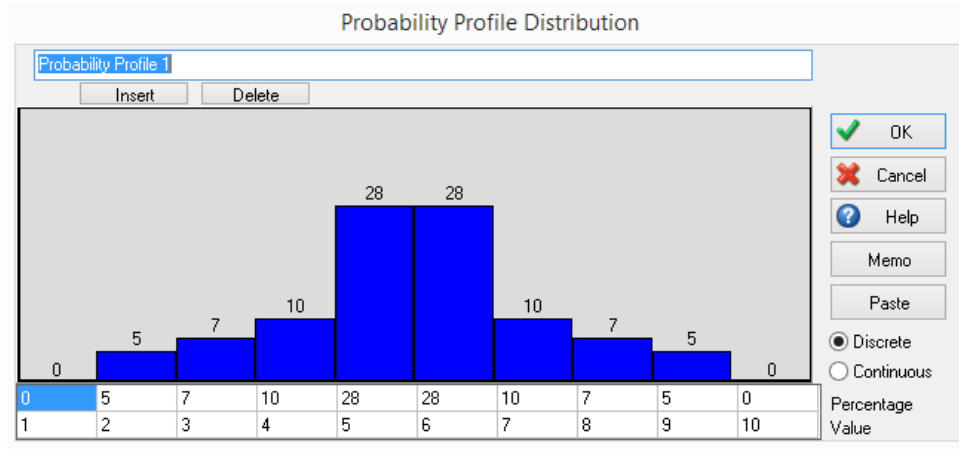
Labels



Give your simulation some information about each work item



Probability Profiles



- Easily control product mixes
- Data can be pasted from Excel

Changeover Time

- Add an additional delay to certain work items.
- Can be used to represent changing set-ups on machines for different products.

Do you have any
Questions?



Tune into our
NEXT WEBINAR

10.11.16

Session 3:

Controlling Your Simulation
from Spreadsheets

www.SIMUL8.com